

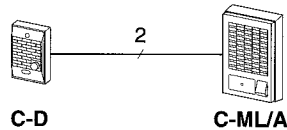
## CHIME COM AUDIO DOOR ANSWERING SYSTEM

Model; **C-123L/A** set

### INSTALLATION & OPERATION MANUAL

## 1 SYSTEM OUTLINE & COMPONENTS

C-123L/A is a Chime Com door answering system. It communicates with a door and activates door strike.



#### ■ Components available

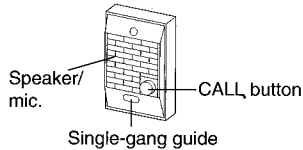
- C-123L/A set (C-ML/A master station & C-D door station)
- Power supply SKK-620 in USA, or PS-6D power supply 6V DC, 200mA.

#### ■ Package Contents

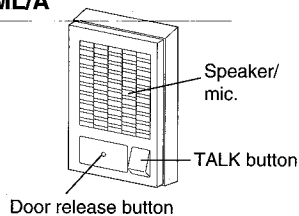
- Chime Com set (C-123L/A)
- Sponge (2) for stuffing into conduit (Instructions furnished)
- Packet of screws
- Installation & Operation Manual

## 2 NAMES & FEATURES

C-D



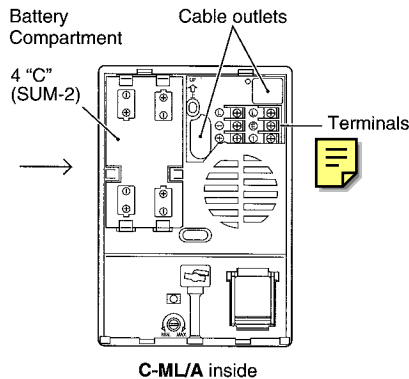
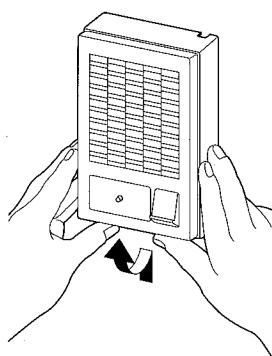
C-ML/A



#### ■ Features

- Open voice, chime tone door answering system.
- One inside station
- 15 second timed call in and communication
- Communication volume control
- Door release

## 3 PRECAUTIONS ON INSTALLATION & WIRING



#### ■ Wiring

C-123L/A is a 2-wired intercom, powered by batteries or 6V DC power supply. When using doorbell or chime wires, it may contain high-voltage. Locate and disconnect the present transformer.

##### • Opening front case

Connecting terminals & battery compartment are located underneath the front case. Push bottom of front case upward, and lift off the back chassis.

##### • Attaching pull cord

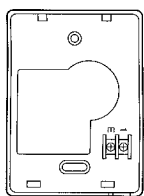
For C-ML/A station overhead installation, attach the supplied pull-cord to the lever, which activates Talk switch.

##### • Adjusting communication volume

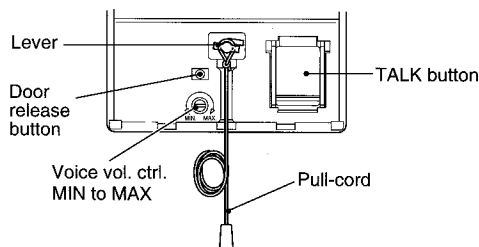
Using a screwdriver, adjust to the desired volume for communication. Chime tone is a fixed volume.

##### • Connecting door release

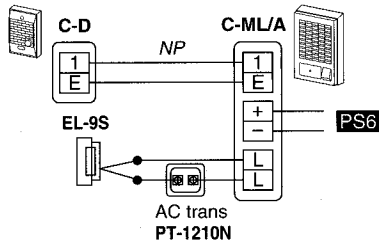
Connect Aiphone's EL-9S door release 12V AC, 0.35A powered by PT-1210N AC transformer, with a separate jacketed cable from communication. If other manufacturer's strike is used, it must not exceed 50V AC, 1A.



C-D back



## 4 WIRING



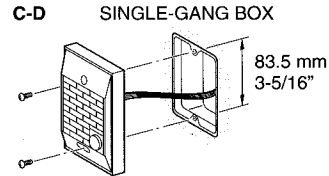
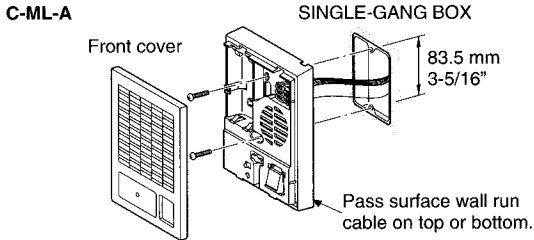
NP : Non-polarised

**PS6** :PS-6D: (+) Red, (-) White  
SKK-620: (+) Red, (-) Black

★ Do not use a power supply when batteries are installed.

## 5 MOUNTING

★ To open the **C-ML/A** unit, push bottom of front cover upward, and lift off the back chassis. There is no need to disassemble the unit from the back cover.



## 6 OPERATIONS

**At door station;** Momentarily depress CALL button. Inside station sounds a 2-tone chime, and a muted chime is heard at the door. Speak into the door station handsfree.

**At inside station;** When chime is heard, press the TALK button  speak to the person at the door. Release to listen to reply. System will automatically turn off in approx. 15 seconds.

## 7 TECHNICAL PRECAUTIONS

- \* System shuts off 15 seconds after TALK button is pressed. Press TALK to turn on again.
- \* **C-D** door station is weather-resistant. If possible and for best results, install the door station in an area not directly exposed to weather. Do not apply caulking or sealant around door station so moisture is allowed to evaporate.
- \* Do not apply direct water pressure to **C-D**.
- \* Clean equipment with a soft cloth dampened with household neutral cleanser. Never use any abrasive cleaner or cloth.

## 8 SPECIFICATIONS (C-123L/A)

- \* Power source: 6V DC, 80mA.
- \* Power supply: Use **SKK-620** in USA, or **PS-6D** power supply, or 4 pcs SUM-2 ("C") batteries.
- \* Call tone: 2-tone electronic chime, fixed volume.
- \* Communication: Press to talk at master station. Automatic shut off in 15 seconds. Output : 100mW.
- \* Wiring: 2 wires parallel, non-polarized

* Wiring distance:	Diameter	0.65mmø	1.0mmø	AWG	22AWG	18AWG
	Distance	75m	150m	Distance	245'	490'

- \* Dimensions & weight: C-ML/A: 190H x 130W x 44D (mm). 7-1/2"H x 5-1/8"W x 1-3/4"D. 370g (0.82 lbs.) approx.  
C-D: 120H x 88W x 29D (mm). 4-3/4"H x 3-1/2"W x 1-1/8"D. 140g (0.31 lbs.) approx.

### WARRANTY

Aiphone warrants its products to be free from defects of material and workmanship under normal use and service for a period of one year after delivery to the ultimate user and will repair free of charge or replace at no charge, should it become defective upon which examination shall disclose to be defective and under warranty. Aiphone reserves unto itself the sole right to make the final decision whether there is a defect in materials and/or workmanship; and whether or not the product is within the warranty.

This warranty shall not apply to any Aiphone product which has been subject to misuse, neglect, accident, or to use in violation of instructions furnished, nor extended to units which have been repaired or altered outside of the factory. This warranty does not cover batteries or damage caused by batteries used in connection with the product.

This warranty covers bench repairs only, and any repairs must be made at the shop or place designated in writing by Aiphone.

Aiphone will not be responsible for any costs incurred involving on site service calls.