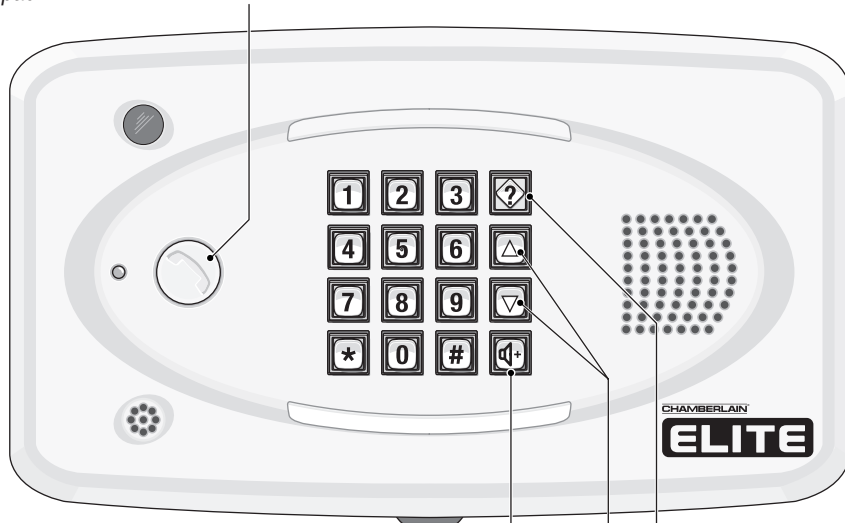



EL25 UNIT

NOTE: When using the directory code (the digits assigned to the tenant) press the Call Button after you have entered the directory code using the EL25's Keypad.


Call Button: Press to call a resident inside the complex, or office.

NOTE: This is associated with the default "Resident" in the Versa XS software.



 **Volume Key:** Increases or decreases the speaker volume during a call.

  **Not used on this unit**

 **Help Key:** Receive a quick audio description of a keypad button by pressing the Help key followed by the button to be described.

Directory Codes

1 _____	10 _____	19 _____
Tenant Name(s)	Tenant Name(s)	Tenant Name(s)
2 _____	11 _____	20 _____
Tenant Name(s)	Tenant Name(s)	Tenant Name(s)
3 _____	12 _____	21 _____
Tenant Name(s)	Tenant Name(s)	Tenant Name(s)
4 _____	13 _____	22 _____
Tenant Name(s)	Tenant Name(s)	Tenant Name(s)
5 _____	14 _____	23 _____
Tenant Name(s)	Tenant Name(s)	Tenant Name(s)
6 _____	15 _____	24 _____
Tenant Name(s)	Tenant Name(s)	Tenant Name(s)
7 _____	16 _____	25 _____
Tenant Name(s)	Tenant Name(s)	Tenant Name(s)
8 _____	17 _____	
Tenant Name(s)	Tenant Name(s)	
9 _____	18 _____	
Tenant Name(s)	Tenant Name(s)	