

RCS

MANUAL
INSTALLATION

1.1 - Description

The receiver RCS-318R type SELWR318 is a receiver operating at the frequency of 318 MHz. It is composed by a main board and a power supply output.

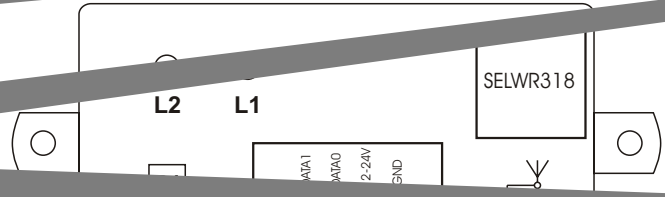
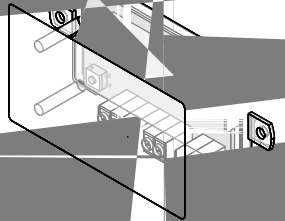
L2 L1

SELWR318

DATA1
DATA0
2-24V
GND

RCS

TK
ers:
:crit
:cor
R/
ON
KL
D/R



2- FACTORY SETTINGS

The information contained in the frame sent by the transmitter is composed by a FACILITY CODE , a KEY CODE and by a SERIAL NUMBER.

The set-in-factory receiver doesn't accept any code.

That means that no wiegand formatted signal is carried out from the receiver unless a memorization procedure is performed.

Follow the procedure below to memorize the transmitter codes

2- TRANSMITTER MEMORIZATION

Before commencing the procedure make sure that the power led L1 is ON.

The EEPROM of the receiver is capable to store up to 50 different combinations: "facility code - Key code".

The key codes of each transmitter can be A, B,A+B, where A+B is the code sent at the pressure of both the keys at the same time.

Combinations of this type can be, for example:

002 - A, 002 - B, 002 - (A+B), 003 - B, 010 - (A+B), and so on.

PART 1: transmitter key A programming

- 1) Keep the button P1 pressed down until the led L2 turns on and then release it.
- 2) Press the key A of the transmitter which has to be memorized.
- 3) The led L2 turns off and then make a short flash.

PART 2: transmitter key B programming

- 1) Keep the button P1 pressed down until the led L2 turns on and then release it.
- 2) Press the key B of the transmitter which has to be memorized.
- 3) The led L2 turns off and then make a short flash.

PART 3: transmitter key A+B programming

- 1) Keep the button P1 pressed down until the led L2 turns on and then release it.
 - 2) Press at the same time the keys A and B of the transmitter which has to be memorized.
 - 3) The led L2 turns off and then make a short flash.
- If, for any reason, the memorization procedure hasn't been successfully, the led L2 doesn't make the final flash.

Any operation not allowed (memorization with full memory,

4- FACILITY CODE CHECK DISABLING

It is possible to disable the check performed by the receiver on the facility code of the received signal.

At the end of the following procedure, the receiver accepts any facility code and maintains the check on the key code. This new configuration of the receiver is temporary and can be restored by carrying on the same procedure.

- 1) Keep the button P1 pressed down until the led L2 turns on and then release it.
 - 2) Within 1 sec. press again P1.
- At this point the led L2 start to flash quickly and so the receiver can accept any facility code. Repeat the phases 1 and 2 to cancel the operation and to recover the initial state.
- If a power failure occurs after the phase2 the new configuration is maintained.

5- VISUALIZATION

- A short flash of L2 indicates a correct received word but not approved : that means that the facility code or the transmitter code received is wrong.
- A flash of 1 second of L2 indicates that a correct signal has been received and that the correct frame in wiegand format has been sent from the outputs DATA0 and DATA1.

6- MEMORY ERASURE

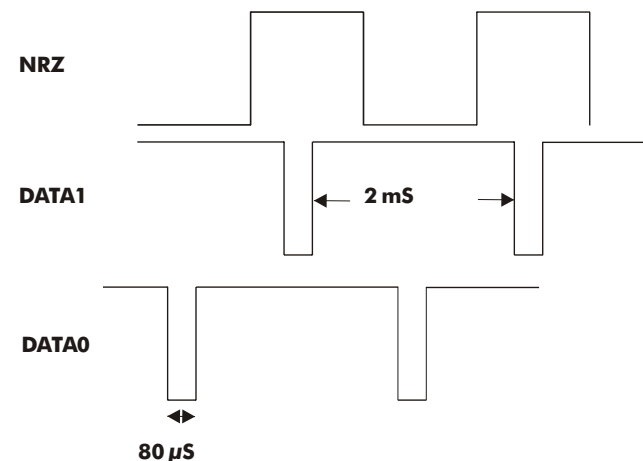
This procedure allows to erase the memory of the receiver.

- 1) Keep button P1 pressed down until L2 turns on.
- 2) Release P1 and then press it again until L2 start to flash 3 times.

At this point the settings stored are cancelled, and the receiver

7- WIEGAND SIGNAL FORMAT

The timing of the signals DATA0 and DATA1 are the following:



Notice

Any changes or modifications on RCS equipment not expressly approved by RCS could void the user's authority to operate with the equipment.

GUARANTEE

The guarantee period of all RCS radio receivers is one year, beginning from the manufacturer date. During this period, if the product does not work correctly, due to a defective component, the product will be repaired or substituted at the discretion of the producer. The guarantee does not cover the plastic container integrity.

REMOTE CONTROL SOLUTIONS
College Park Commerce Center
2042 N. Rio Grande Ave. Suite A
Orlando - FL 32804
U.S.A.
Office: (407)-426-8687
Fax: (407)-428-9309
e-mail: bettertx@msn.com