

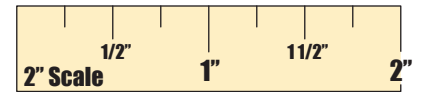
HEADLIGHT/WINDSHIELD TAG FOR LONG RANGE ANTENNA

DoorKing Part Number
1508-195

The Headlight/windshield TAG is designed to be used with the DKS 1815-350 Long Range Reader. The Tag does not contain a battery, so it never wears out. The UHF long range antenna emits an RF signal which powers the Tag when the Tag enters the scanning area of the antenna. The Tag relays its Wiegand number back to the antenna which reports the Tag's number to a connected access control system. The Tag is an effortless way to open a gate for an **authorized** vehicle.

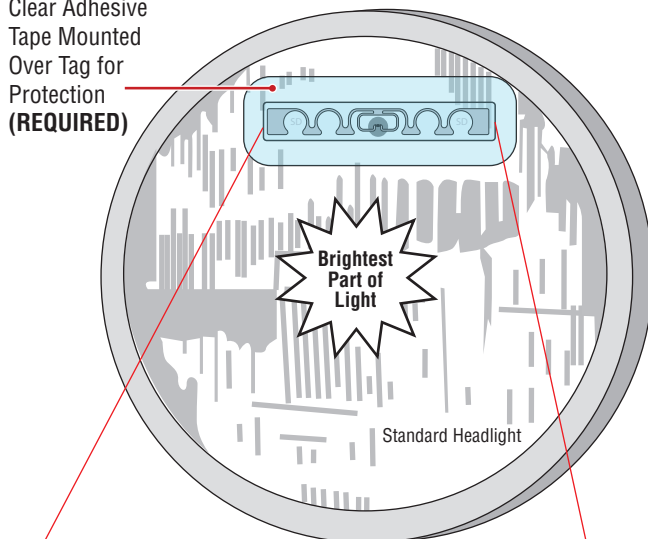
Installation

Note: Wiegand code for the tag is printed on the outside of the envelope that the tag was shipped in.

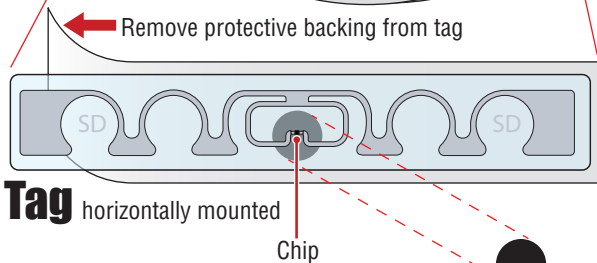
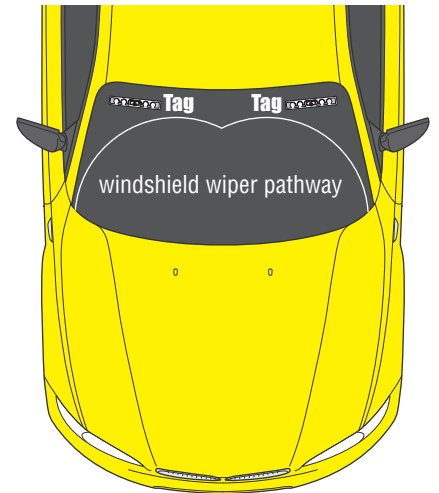


Tag may be mounted on the headlight (BEST RECEPTION) or windshield **NO closer than 2" away from any metal**. The farther away from metal, the better the reception. **ONLY** mount tag horizontally as shown. **DO NOT** mount tag vertically. It should be mounted out of the pathway of the windshield wiper blade when mounted outside. Clear adhesive tape **MUST** be placed over the tag to protect it from weather and car washing.

Clear Adhesive Tape Mounted Over Tag for Protection (REQUIRED)

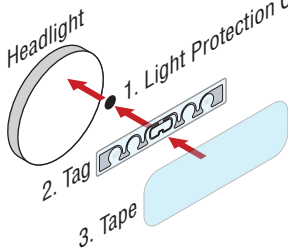


IMPORTANT: Mounting this tag on a headlight is illegal in some states. Check with your State Department of Transportation before mounting tags on headlights.



Mount Tag on **SAME** side of car as antenna if possible.

INSTALLATION

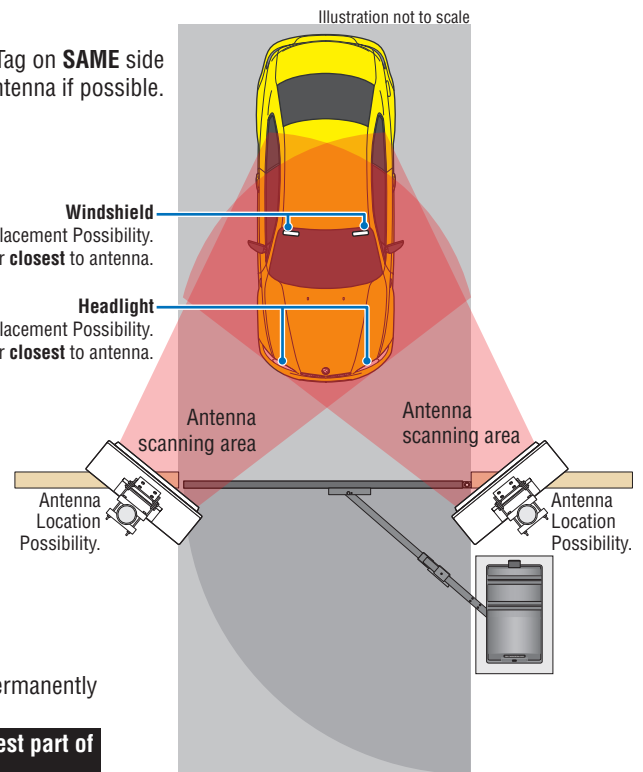


Light Protection Chip Tag

Mount **SPECIFICALLY** where shown between headlight and Tag. Protects the chip in the center of the tag from headlight's intense light.

Windshield
Tag Placement Possibility.
Locate on side of car **closest** to antenna.

Headlight
Tag Placement Possibility.
Locate on side of car **closest** to antenna.



BEFORE INSTALLATION: Temporarily tape tags in place and test tag **before** permanently mounting them.

When mounting on headlight, place tag **off center** and **away from the brightest part of the light**. **Make sure to turn head light ON during test.**

Some headlights, when turned **ON**, will **impede antenna signal** when tag is positioned **directly over** the brightest part of the light. Light Protection Chip Tag helps correct this.

The Tags will be **destroyed** if removed after permanently mounting.

Make sure surface is **CLEAN** before mounting tags and the clear adhesive tape.