



VEHICULAR

TRAFFIC CONTROL



Apartment Complex / Gated Communities • Mixed Use Buildings
Commercial / Industrial • Traffic Control • Self Storage • Maximum Security

ACCESS CONTROL SOLUTIONS

1601 Single Lane Barrier Gate Operator

1602 Multi / Wide Lane Barrier Gate Operator

The Model 1601 is for high usage single lane vehicular traffic control.

The Model 1602 is for limited use applications such as industrial sites and loading dock areas. The 1602 is used to control wide traffic lanes.

Available in white or gun metal gray finish.



DKS Pedestrian Protection System

It's aware — even when they're not. (Requires DKS 9411 Loop Detector and a photo-beam.)



Reduce Shipping Cost

Two-piece & Three-piece Arm Kits available to reduce shipping cost. (optional)



Folding Arm Kits

For low ceiling applications, Folding Arm Kits are available for the aluminum, wood and plastic Arms used with Models 1601 and 1603. (optional)



Octagonal Lighted Signal Arm

Light the way for customers to exit easily and safely with signals and sensors. (optional)



Reverse Edge Kit

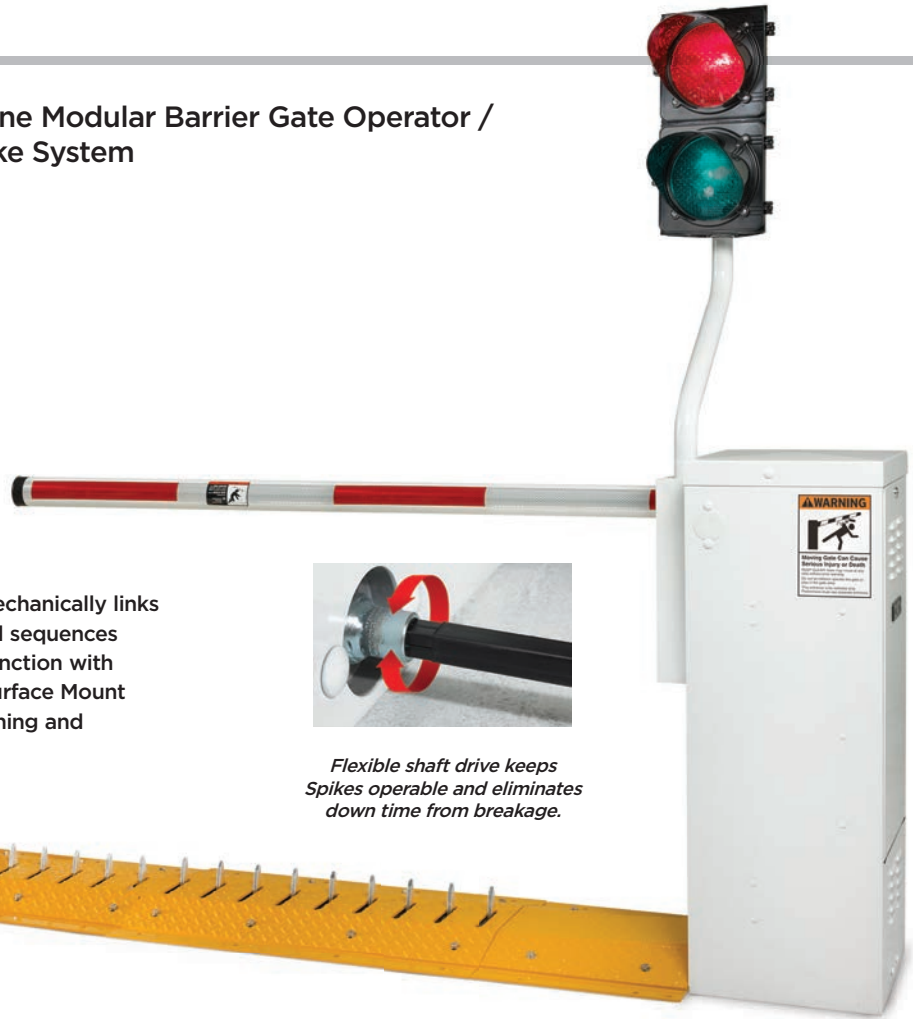
Barrier Gate Safety: Includes 13 ft Reverse Edge and Wire Harness. (Optional with most Octagonal Lighted Signal Arms.)



Breakaway Arm Option

Reduce maintenance costs. Allows Arm to swing out of the way when struck by a vehicle. Easily reset by simply snapping the Arm back into place. (Option on Aluminum Arm only.)

1603 Single Lane Modular Barrier Gate Operator / Auto Spike System



The DKS 1603 modular system mechanically links the Spikes to the Barrier Arm, and sequences with the Traffic Light and in conjunction with Slide or Swing Gate Operators. Surface Mount Spikes install easily without trenching and double as a Speed Bump.



Flexible shaft drive keeps Spikes operable and eliminates down time from breakage.



Perimeter Access Management System

Automatic sequencing inputs for use with Slide and Swing Gate Operators.



Arm Mounts Left or Right

Operators are designed so that they can be mounted on either the left or right hand side of the roadway.



Gate Tracker™

Reporting output provides Operator data to a DKS 1833, 1835, 1837 or 1838 Access Control System (requires 2358 Expansion Board).



Massive Lanes

Designed to control wide traffic lanes in limited use applications such as industrial sites and loading dock areas —27 feet maximum (1602 only).



Convenience Open Package

Never be caught locked in — or locked out. Battery-powered Convenience Open option available, which provides a method to open the gate if AC power is lost.



Arm Material

Aluminum Octagonal, Aluminum Round, Wood, and Plastic Arms. (See chart for available options per model.)

SPECIFICATIONS

ALL MODELS

- Magnetic limit control
- Ports for plug-in loop detectors (DKS loop detectors only)
- Automatic sequencing inputs for use with slide and swing gate operators
- Up input memory
- Down memory
- Two convenience outlets
- Gate tracker reporting output
- Programming switches
- Built-in power On/Off switch
- Left or right hand mount

1601 ONLY










- Single lane (14 ft max - 4.3m) vehicular traffic control
- 1/2 HP continuous-duty motor
- High traffic commercial and industrial applications
- 40:1 gear-box running in a continuous oil bath
- Arm rotates 90° in approximately 2.5 secs
- 360° gear box rotation provides for smooth operation, even wear across the entire gear-box, and increases the life span of the operator

1602 ONLY

- Wide traffic lanes up to 27 ft wide (8.2m)
- 1 HP continuous-duty motor
- Designed for commercial and industrial applications
- Uses a counter-balanced three-piece wishbone style arm assembly, and is used with the extended arm barriers
- 60:1 gear-box running in a continuous oil bath
- Arm rotates 90° in approximately 5.5 secs

1603 ONLY

- Retractable spike sections are available in 3 ft (.9m) lengths
- 1/2 HP continuous-duty motor
- 18 inch (45.7cm) tunnel sections available
- A traffic signal and/or warning sign is required
- 40:1 gear-box running in a continuous oil bath
- Arm rotates 90° in approximately 2.5 secs

	1601	1602	1603
 ARM LENGTH MAXIMUM	14 ft (4.3m)	27 ft (8.2m)	14 ft (4.3m)
 HORSEPOWER			
1/2 HP	✓	-	✓
1 HP	-	✓	-
 LOOP DETECTOR PORTS	✓	✓	✓
 GATE TRACKER™	✓	✓	✓
 CONVENIENCE OPEN PACKAGE	✓	✓	✓
 FAIL-SECURE RELEASE	✓	✓	-
 REDUCED SHIPPING COST OPTION	✓	-	✓
P.A.M.S. (PERIMETER ACCESS MANAGEMENT SYSTEM)	✓	✓	✓
USAGE			
 HIGH USE COMMERCIAL	✓	-	✓
 LIMITED USE INDUSTRIAL	✓	✓	✓

Model	Cycle Time	Mount Options	Style	Length	Type	Folding Kit	Breakaway	Lighted
1601	90° 2.5 sec	Left or Right	Octagonal	14 ft (4.3m)	Aluminum	Yes ¹	Yes	Yes ²
			3 in. Round	14 ft (4.3m)	Aluminum	Yes ¹	Yes	No
			3/4 in. x 3-1/2 in. Rectangular	14 ft (4.3m)	Wood	Yes ¹	No	No
			2.5 in. Square	12 ft (3.6m)	Plastic	Yes ¹	No	No
1602	90° 5.5 sec	Left or Right	Round	20 ft (6.1m)	Aluminum	No	No	No
			Round	24 ft (7.3m)	Aluminum	No	No	No
			Round	27 ft (8.2m)	Aluminum	No	No	No
			Octagonal	20 ft (6.1m)	Aluminum	No	No	Yes ³
			Octagonal	24 ft (7.3m)	Aluminum	No	No	Yes ³
			Octagonal	27 ft (8.2m)	Aluminum	No	No	Yes ³
1603	90° 2.5 sec	Left or Right	Octagonal	14 ft (4.3m)	Aluminum	No	No	Yes ²
			3 in. Round	14 ft (4.3m)	Aluminum	Yes ¹	No	No

1. Maximum Arm length with folding option is 12 ft.


2. Octagonal Lighted Signal Arm option includes reversing edge. LEDs are red when the arm is down and switch to green when the arm is up.

3. LED Lighted (Optional)

1175 Overhead Operator



Operators available for gate heights of 8, 10, 12 and 14 feet (2.4m, 3.0m, 3.6m and 4.3m).

- Advanced microprocessor control board
- Ports for plug-in open and reverse loop detectors (DKS loop detectors only)
- Selectable loop function (stop or reverse)
- Direct driven limit nuts for precise gate control
- Auto-close timer 1-23 sec. Timer override feature helps prevent tailgating
- External obstruction sensing devices must be used with these operators
- Gate tracker reporting output
- Keyed manual release
- Built-in power switch



Low Profile

Low profile (only 9.25 inches - 23.5cm) design makes the 1150 ideal for low clearance underground parking areas. Optional cover shown.



Surface Spikes

Flush Spikes

Speed Bumps

ACCESSORIES:

1610 Traffic Spikes

Traffic Control Spikes are ideal for controlling traffic direction and speed through a controlled entry location. Traffic Spikes prevent vehicles from proceeding through a traffic lane in the wrong direction by enforcing one-way traffic lanes. Speed Bumps force drivers to slow down while driving through the controlled entry point. They are also ideal for keeping vehicular traffic at a safe speed while driving over Traffic Spikes. Warning Sign must be installed with all Traffic Spikes.

Photo-eyes

- Photo-reflective beams have a scan distance up to 45 ft (14m)
- Includes reflector and mounting bracket
- Thru-beam photocells have a scan distance up to 100 ft (30.48m)
- Separate sender and receiver
- Hooded metal enclosure
- Infrared beam

Reversing Edges

- A variety of edge styles
- Mounting channels included
- 2-wire edges can be hard wired

Back-up Power Inverters

The Model 1000 Power Inverter provides backup power for a single gated Access Control System when primary AC power fails by converting 12 Volt DC power to 120 Volt AC power. This capability maintains a completely operable Access Control System during power outages and brown outs and is ideal for smaller applications with a single gate system.

Power Supply

12 Volt DC auxiliary power supplies are available to power LED Lighted Arms and 12 Volt Traffic Signals.



Loop Detectors

Plug-in Detectors (DKS only) and Hard-wired Detectors. Single and dual channel. Pre-fabricated loops available or form your own loops.



Fan and Heater Kits

These Heater Kits are ideal for Operators installed in cold weather environments. A built-in thermostat automatically cycles the heater on and off as required.

This Fan Kit should always be used when the Operators are installed in hot and humid environments.



Warning Signs & Traffic Signal

Warning Signs and Traffic Signals provide highly visible indications of one-way lane conditions and when it is safe to proceed. Signal Light (red/green) is synchronized with the Barrier Arm.



REGIONAL
SALES MANAGER
LOCATIONS

DOORKING U.S.A.

SEATTLE, WA
INDIANAPOLIS, IN
SACRAMENTO, CA
ALBANY, NY
PHOENIX, AZ
NASHVILLE, TN
ATLANTA, GA
DALLAS, TX
ORLANDO, FL
CHARLOTTE, NC
HOUSTON, TX
SAN DIEGO, CA
LEHIGH VALLEY, PA
LOS ANGELES, CA



MADE IN USA

DOORKING, INC.

Access Control Solutions since 1948

120 S. Glasgow Avenue, Inglewood, California 90301 U.S.A.
Tel: 310-645-0023 • FAX: 310-641-1586 • www.doorking.com

© 2023 All Rights Reserved. Product specifications may change without notice. Rev. 2/23

VEHICULAR
TRAFFIC CONTROL



DISTRIBUTED BY:

MEMBER:

