



6050 VEHICULAR SWING GATE OPERATOR




Shown on Post Mount


Aesthetically pleasing original quiet design

- Electronic magnetic limits eliminate old style mechanical switches that can wear out, break or fail
- Automatic self-setting limits mean no limit switch adjustments - ever
- Safety - built-in mechanical and electronic reverse system
- Advanced microprocessor control board features programming switches to set the mode of operation required and has ports for DKS plug-in loop detectors to simplify wiring
- 5-Year limited warranty

• RESIDENTIAL •



Entrapment Prevention
system reverses gate on contact



Smooth Operation
no slamming when gate closes



Arm Joint Cover
helps eliminate pinch points

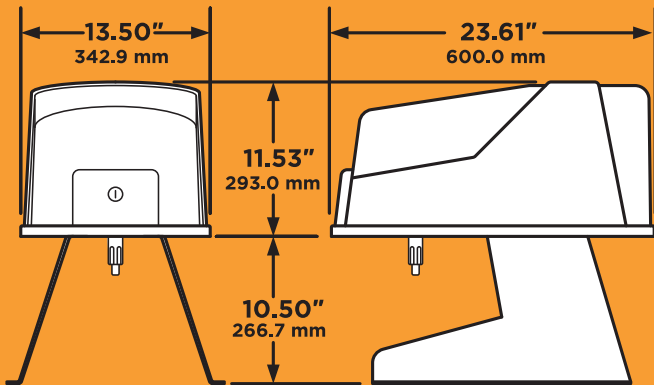
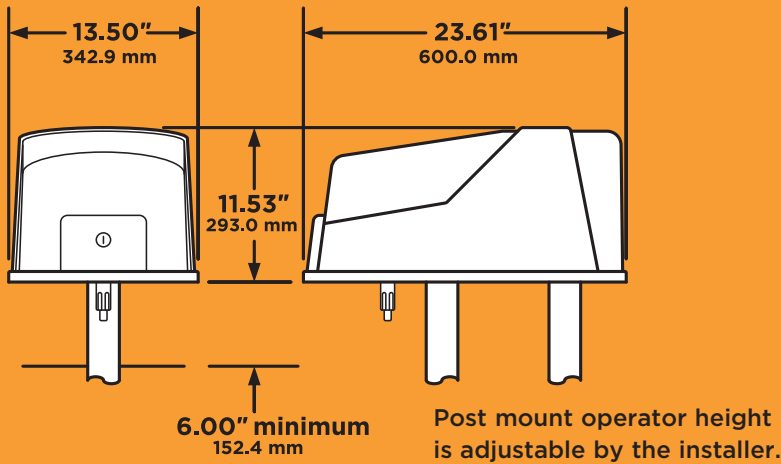


Unique Design
simplifies installation and provides easy access to all internal parts

ACCESS CONTROL SOLUTIONS



6050 VEHICULAR SWING GATE OPERATOR



Pad mount adds 10.5" (267mm) to height dimension.

6050

CLASS OF OPERATION	I
MAX GATE LENGTH*	10 ft (3.0 m)
MAX GATE WEIGHT*	400 lb (181 kg)
MOTOR	1/2 HP 100 Cycles per Day AC Motor
INPUT	115 VAC, 60 Hz, 4.3A
OPTIONS	Post or Pad Mount Heater Kit Uphill Arm Pivot Kit

* Assumes gate to be in good condition and swinging in a level plane.

TECHNICAL FEATURES

MECHANICAL

Primary reduction is provided by a pulley / belt driving a worm gear reduction system

The 6050 rotates the gate 90° in approximately 12 seconds

G90 galvanized steel frame to prevent rusting

Two-piece articulating arm mechanical slow-start / slow-stop function

Operator is pad or post mounted - specify which

Keyed access is provided to release arm for manual gate operation in the event of a power outage

GATE TRACKER™

Reporting output provides operator data to a DKS 1833, 1835, 1837 or 1838 access control system (requires 2358 expansion board)

ELECTRICAL

Self-adjusting, no maintenance magnetic limits

Auto-close timer (1-23 seconds)

Gate overlap feature for bi-parting (dual) gate operation

Simple connection for secondary operator in bi-parting gate systems

Tamper protect feature

Built-in On / Off switch

Built-in alarm reset switch

Selectable shadow / reverse loop function

Magnetic lock output

Ports for plug-in open and reverse loop detectors (DKS plug-in detectors only)

MISCELLANEOUS

Environmental: 10°F to 140°F (-12°C to 62°C)

Thermostatically controlled heater kit recommended for colder environments

Shipping weight approximately 100-140 lb (45-63 kg) depending on model and options selected

Operator requires monitored Type B1 and/or Type B2 entrapment protection devices



Conforms To ANSI/CAN/UL 325:2017 Ed. 7 Certified To CSA C22.2 #247

DoorKing® Inc.

Access Control Solutions since 1948



120 S. Glasgow Avenue,
Inglewood, California 90301 U.S.A.
Tel: 310-645-0023 FAX: 310-641-1586
www.doorking.com

© 2022 All Rights Reserved.
Product specifications may
change without notice. Rev. 6/22



MEMBER:



DISTRIBUTED BY:

