

The 1600 Series is also available in a **Complete One Box Solution**

HES[®] 1600 Electric Strike



Works with all brands of cylindrical and mortise locksets, with or without a deadbolt

The HES 1600 Series electric strike accommodates up to a 1" deadbolt with enhanced vertical cavity spacing.

The HES 1600 Series Electric Strikes set a new standard in the industry by offering dynamic integrated adjustability and field configurable options compatible with any cylindrical or mortise lock. The modular design of the platform makes stocking and installing easier with interchangeable faceplates and accessories. For the first time, the aesthetics of an electric strike are complementary to other surrounding door hardware and blend in with the opening due to the fully finished design, available in seven finishes.

Features

Standard Features

- Stainless steel construction
- Tamper-resistant
- Static strength 1,500 lbs
- Dynamic strength 70 ft-lbs
- Endurance 1 million cycles
- Field selectable fail safe/fail secure
- Non-handed
- Interchangeable faceplates and accessories
- Field replaceable components
- Fully finished faceplate, keeper, case and trim
- Field adjustable integrated shim
- Electrolynx[®] connectors
- Strike body depth 1 5/8"
- Static strength: 1500 lbs
- SecuriCare five-year, no fault, no questions asked warranty

Optional Features

- **LM** Lock monitor
- **DLM** Dual lock monitors
- **LMS** Lock monitor and strike monitor
- **DLMS** Dual lock monitors and strike monitor

Accessories

- **157** Torx screws
- **HESCUT-MTK** Metal template kit
- **1600-104-xxx** Lip extension trim adapter (finish to match)
- **1600-106-xxx** 1006 adapter and trim enhancer kit (finish to match)
- **OPT-1SRK** Spring replacement kit
- **OPT-1LM** Single lock monitor
- **OPT-1DLM** Dual lock monitors
- **MOD-1SOL** Solenoid replacement module



Grade 1

10 Year
SecuriCare
Warranty

Mortise Locks
with Deadbolt

Mortise Locks
without
Deadbolt

Cylindrical
Locksets

Rim Exit
Devices

Field Selectable
(Fail secure
/Fail safe)

Dual Voltage
12/24

PoE
Friendly

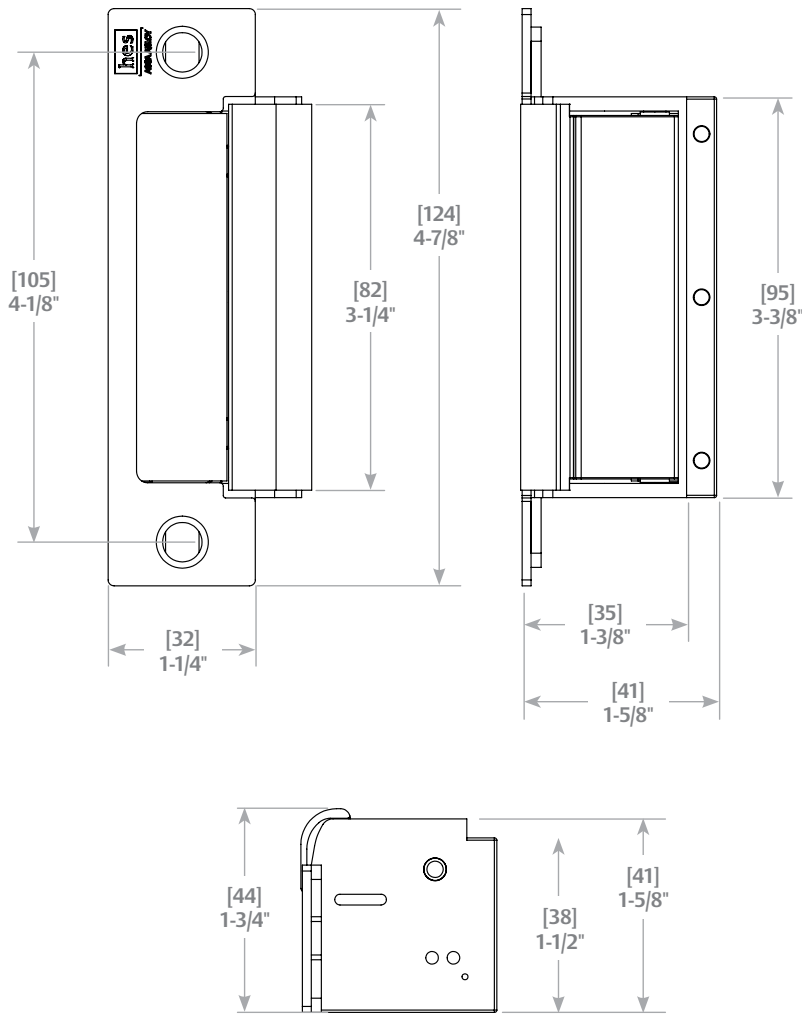
Fire Rated

Windstorm
Resistant

Outdoor
Rated

Burglary
Rated

Dimensions



Specifications

Certifications

- ANSI/BHMA A156.31, Grade 1
- UL 1034 burglary-resistant listed and suitable for outdoor use
- UL 294 (6th Edition) listed
- RoHS compliant
- Static strength: 1500 lbs
- UL 10C fire-rated, 3 hour single door (fail secure only)
- UL 10C fire-rated, 1-1/2 hour double door (fail secure only)
- CAN/ULC-S104 fire door conformant
- NFPA-252 fire door compliant
- ASTM-E152 fire door compliant
- California Fire Marshal listed
- ANSI/SDI A250.13 windstorm resistant
- Florida Building Code approved TAS 201, 202, 203
- ANSI-ASTM E330

Frame Application

- Metal
- Wood

Electrical (DC Continuous Duty)

- Dual voltage 12/24 VDC/VAC
- 240 mA at 12 VDC/120 mA at 24 VDC
- PoE friendly

How to Order

Series	Model	Finish*	Option (s)
1600	- CS	- 630	- LM
1600 Universal Electric Strike; Faceplate option kits ordered separately	CS Complete Electric Strike; Includes 1LB faceplate kit for latchbolts and 1DB faceplate kit for deadbolts	605 Bright Brass	LM Lock Monitor
	CLB Complete Electric Strike for Latchbolt Locks; Includes 1LB faceplate kit for latchbolts	606 Satin Brass	DLM Dual Lock Monitor
CDB Complete Electric Strike for Deadbolt Locks; Includes 1DB faceplate kit for deadbolts		612 Satin Bronze	LMS Lock Monitor and Strike Monitor*
	613 Bronze Toned	613E Dark Oxidized Satin Bronze	DLMS Dual Lock Monitors and Strike Monitor*
629 Bright Stainless Steel		630 Satin Stainless Steel	OPT-1LM Single Lock Monitor
	BSP Black Suede Powder	OPT-1DLM Dual Lock Monitors	

*Complete Pacs are only available in the 630 finish

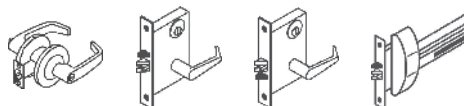
HES 1500C Complete Electric Strike

For all cylindrical and mortise locksets with 3/4" latchbolt

The 1500C includes a 1500 electric strike body and the 1LB faceplate kit for latchbolts.:

1J Option 1KM Option
1K Option 1KD Option

Compatible Locksets



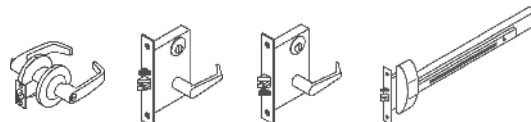
HES 1600CLB Complete for Latchbolt Locks

The Complete One Box Solution for all cylindrical and mortise locksets

The 1600CLB includes a 1600 electric strike body and the 1LB faceplate kit for latchbolts.

1J Option 1KM Option
1K Option 1KD Option

Compatible Locksets



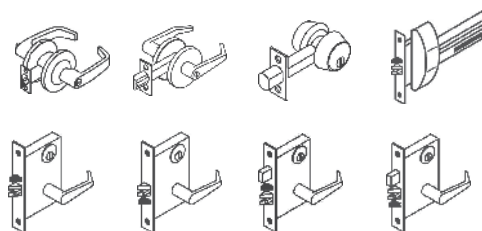
HES 1600CS Complete Electric Strike

The Complete One Box Solution for all cylindrical and mortise locksets, with or without a 1" deadbolt

The 1600CS includes a 1600 electric strike body, the 1LB faceplate kit for latchbolts and the 1DB faceplate kit for deadbolts.

1J Option 1KD Option 1ND Option
1K Option 1N Option 1NTD Option
1KM Option 1NM Option

Compatible Locksets



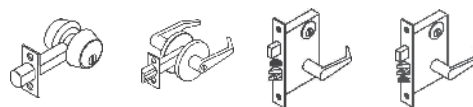
HES 1006CDB Complete for Deadbolt Locks

The Complete One Box Solution for all locksets with a 1" deadbolt.

The 1006CDB includes a 1600 electric strike body and the 1DB faceplate kit for deadbolts.

1N Option 1ND Option
1NM Option 1NTD Option

Compatible Locksets



HES 1500 & 1600 Series Faceplate Options



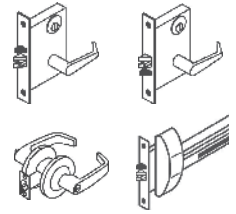
Operation: After releasing the latchbolt, the keeper returns to the locked position



4-7/8" x 1-1/4"

1LB Option

The Latchbolt Solution: Includes the hardware to accommodate every cylindrical and mortise lock up to a 3/4" latchbolt. For metal frame applications.



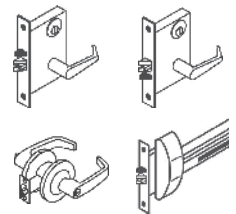
Operation: After releasing the latchbolt, the keeper returns to the locked position



9" x 1-3/8"

1LB-2 Option

The Deadbolt Solution: Includes the hardware to accommodate every cylindrical and mortise lock up to a 3/4" latchbolt. For wood frame applications.

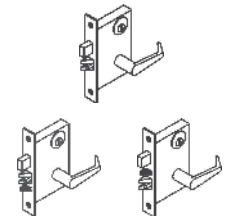


Operation: This deadbolt solution offers two modes of functionality; night latch, lockout, and normally extended deadbolt. (Functional operation modes described below.)



4-7/8" x 1-1/4"

The Deadbolt Solution: Includes all hardware to retain, and release all mortise locks, and tubular deadbolts up to a 1" latchbolt. For metal frame applications.

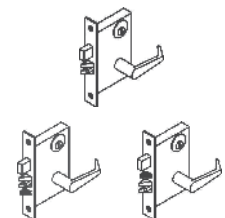


Operation: This deadbolt solution offers two modes of functionality; night latch, lockout, and normally extended deadbolt. (Functional operation modes described below.)



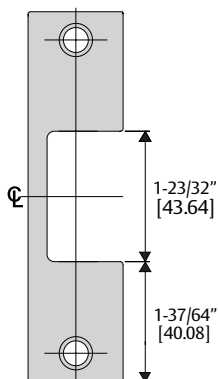
9" x 1-3/8"

The Deadbolt Solution: Includes all hardware to retain, and release all mortise locks, and tubular deadbolts up to a 1" latchbolt. For wood frame applications.

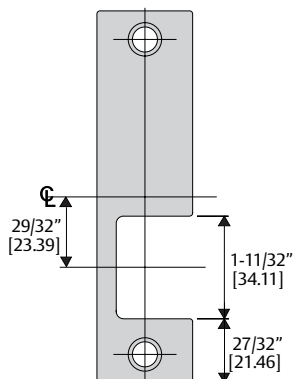


HES 1500 & 1600 Series Faceplate Dimensions

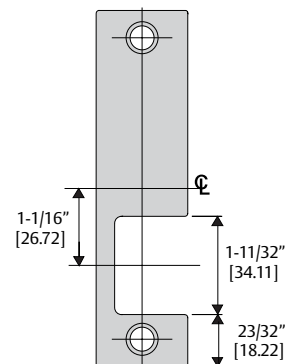
1J
Faceplate Option



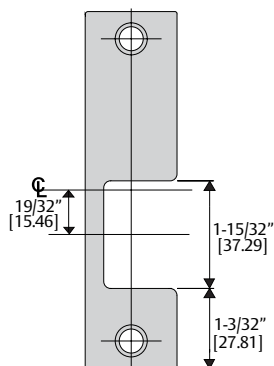
1K
Faceplate Option



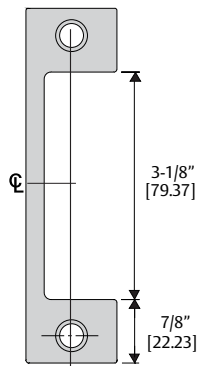
1KD
Faceplate Option



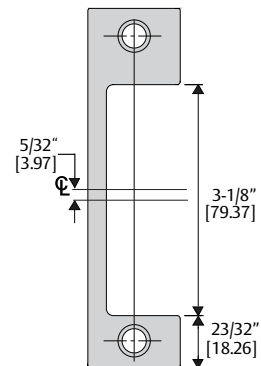
1KM
Faceplate Option



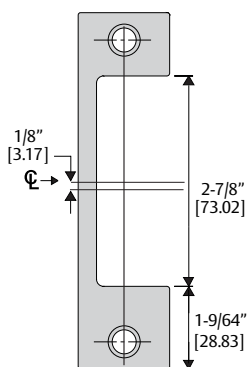
1N
Faceplate Option



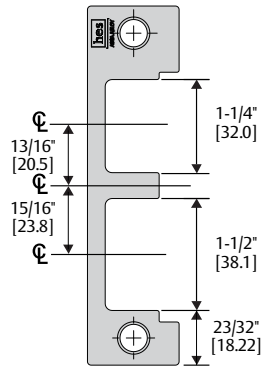
1ND
Faceplate Option



1NM
Faceplate Option



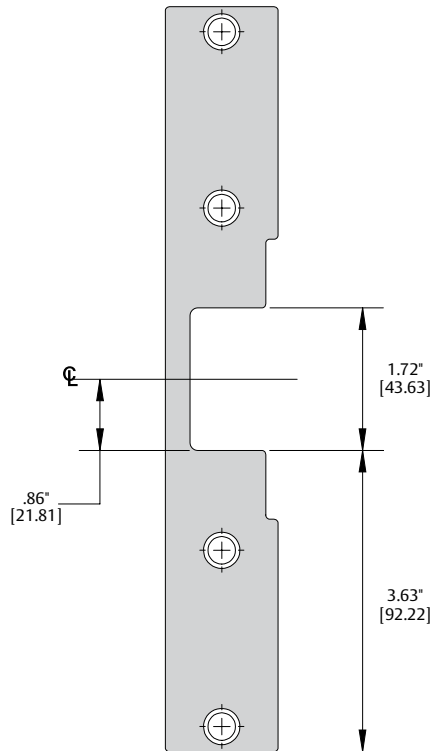
1NTD
Faceplate Option



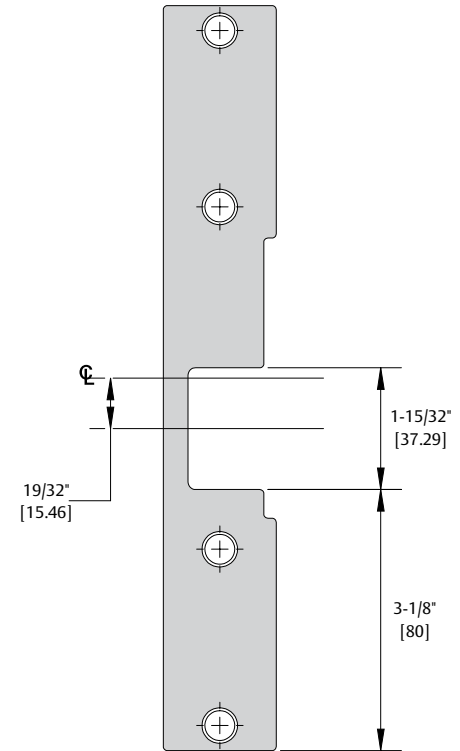
"For use with" information is offered as a recommendation only. Reference should be made to the lockset manufacturer for proper installation instructions necessary to meet compatibility requirements.

HES 1500 & 1600 Series Faceplate Dimensions

1J-2 Faceplate Option



1KM-2 Faceplate Option



1N-2 Faceplate Option

