

NPA50S-12I

Monocrystalline Module

32 Cell


Monocrystalline Module

50W

Power Output

21.3%

Maximum Efficiency



9BB Cell Technology

- 21.3% max efficiency with 9BB Multibusbar technology enabling maximum BOS savings
- Multibusbar M6 Mono Half-Cell uplifted with PERC technology to guarantee higher output power and maximum module efficiency



Extreme Weather Simulation

- Withstood 1.375" diameter hailstones falling at terminal velocity
- Rugged design with hail/snow tolerance up to 5400 Pa positive load and high wind tolerance up to 2400 Pa negative load



Efficient Sorting Process

- Identify and mitigate against damaged/color-deviating/chipped cells
- Standardized cell efficiency testing to ensure optimal PV output

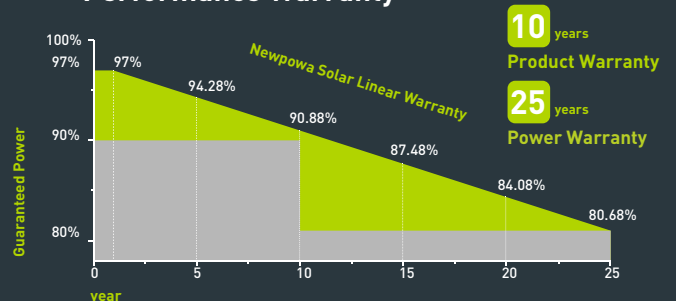


Highly Reliable

- Robust encapsulation and diffusion barriers provide long term protection against PID damage
- Adaptability to temperatures below 0°F to 149°F

Positive mechanical load >5400Pa
 Positive Power Tolerance 0~+5W
 Warranty 25-year Linear Power Warranty

Performance Warranty



ELECTRICAL CHARACTERISTICS

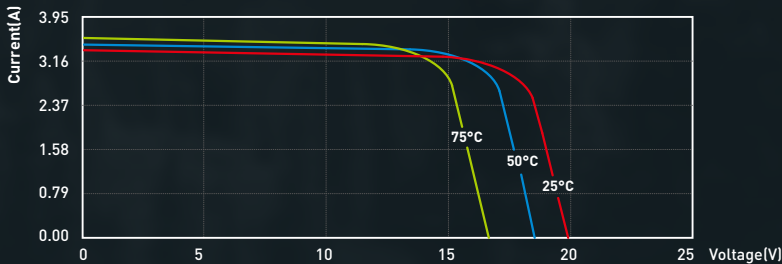
Type	NPA50S-12I
Power Output(W)	50W
Voltage MPP Vmp(V)	19.06V
Current MPP Imp(A)	2.63A
Voltage Open Circuit Voc(V)	21.82V
Short Circuit Current Isc(A)	2.77A
Temperature Coefficient Of Voc	-[80±10]mV/°C
Temperature Coefficient Of Isc	[0.065±0.015]%/°C
Temperature Coefficient Of Power	-[0.5±0.05]%/°C
NOCT (Air 20°C; Sun 0.8kW/m ² wind 1m/s)	47±2°C

STC: 1000W/m² Irradiance, 25°C module temperature, AM1.5g spectrum according to EN 60904-3

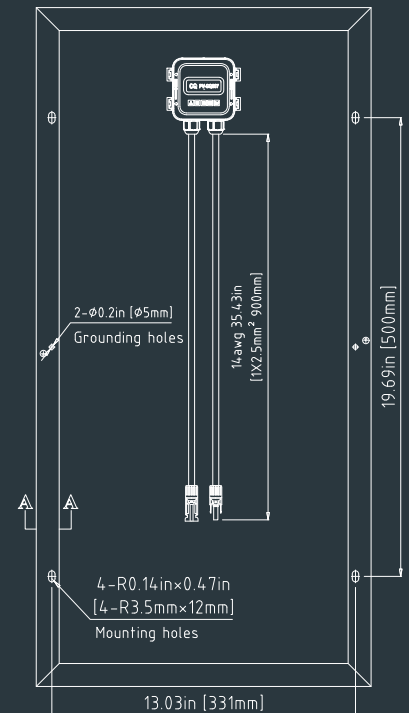

MECHANICAL CHARACTERISTICS

Cells	Monocrystalline Silicon
Solar Cells Grade	Class A High Efficiency
Module Dimension(in./mm)	29.13[740]x14.37[365]x1.18[30]
Weight(lbs/kg)	7.22[3.27]
Packing Information(in./mm)	30.71[780]x15.95[405]x1.38[35]/(1pc/ctn)

I-V CURVES (Irradiance: AM1.5, 1kw/m²)



*Specifications subject to technical changes and tests.
NEWPOWA reserves the right of final interpretation.



702-628-7600



sales@newpowa.com



www.newpowa.com



3633 Inland Empire Blvd, Ste 600, Ontario, CA 91764